
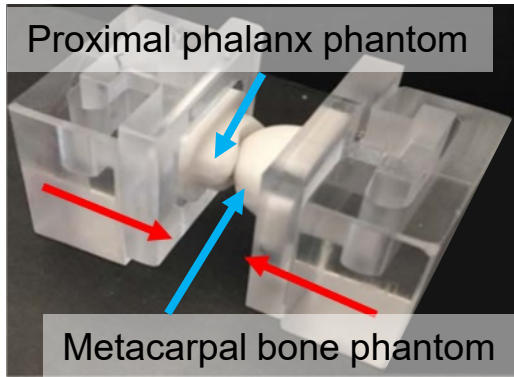


Detection of Fine Radiographic Progression in Finger Joint Space

Narrowing Beyond Human Eyes in Rheumatoid Arthritis Patients


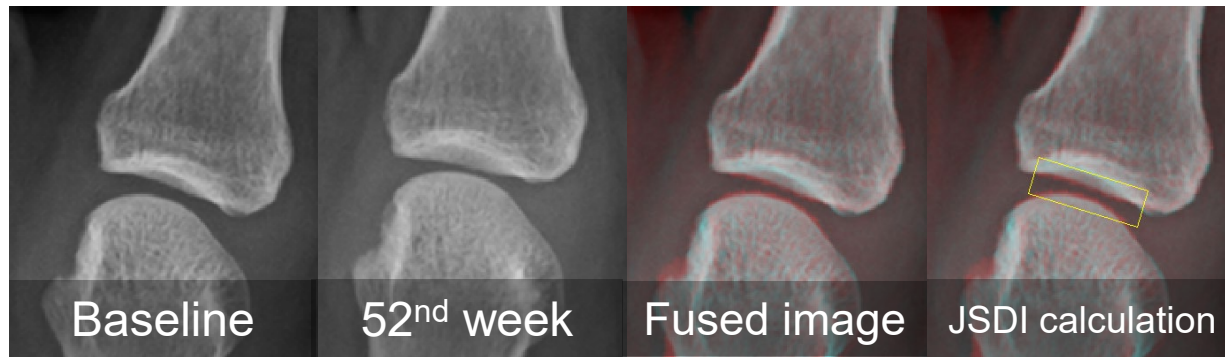
✓ Phantom study



Human eyes can detect 0.40 mm or more JSW differences between 2 images

Our in-house software can detect 0.01 mm or more JSW differences between 2 images

✓ Clinical study



Kazuki KATO

Our in-house software can detect fine differences in joint space which cannot be detected with the visual assessment